

## Best Scorers

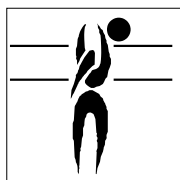
Rk	No	Name	Team	Spike	Block	Serve	Total
1	18	JANSEN DE SOUZA MARTINS Wallace	BOL	321	30	21	372
2	9	CHAVEZ Lucas	ERV	317	19	24	360
3	1	BRAGA DA SILVA Marcilio	UPC	293	26	12	331
4	1	HERNANDEZ Martin	NQN	288	29	10	327
5	15	PARANHOS MARCELINO Fabio	CHU	289	28	4	321
6	1	MILINKOVIC Marcos	FOR	249	32	27	308
7	2	ELGUETA Jorge	FOR	256	29	11	296
8	2	VILLALBA Rodrigo	BEL	253	15	14	282
9	7	ROMULO Batista	UPC	224	14	41	279
10	12	MIRANDA Fernando	MZA	235	23	9	267
11	3	PATTI Leonardo	NQN	224	28	11	263
12	12	IMHOFF Cristian	ROS	218	37	2	257
13	7	PORPORATTO Gustavo	BEL	188	54	11	253
14	5	GARCIA Miguel	CIC	212	24	11	247
14	13	TEXEIRA Frederico	MZA	216	21	10	247
16	11	BIDEGAIN Jeronimo	CHU	195	37	9	241
17	14	GARCIA Guillermo	BOL	193	16	18	227
17	18	PONTES Evandro	OSJ	197	15	15	227
19	11	CAMPOS MACEDO Marcus Osias	MZA	162	57	6	225
20	10	BRUNO Nicolas	MZA	198	18	5	221
21	5	RATKE Andre	UPC	143	68	2	213
22	10	SPAJIC Alejandro	BOL	167	34	7	208
23	14	POGLAGEN Cristian	BEL	175	21	4	200
23	7	CABRERA Estevan	NQN	176	16	8	200
25	11	ARMESTO Lucas	BEL	152	37	10	199
26	17	LANERI NIEVAS Enrique	ERV	172	9	12	193
27	18	GIANI Gaston	UPC	166	10	16	192
28	8	SANCHEZ Javier	NQN	133	47	9	189
29	7	ALVAREZ Gaston	MZA	132	48	6	186
30	1	ARROYO Gabriel	BOL	142	32	11	185
31	3	TISSERA Carlos	ERV	130	40	13	183
32	16	GIUSTINIANO Mariano	CHU	137	19	11	167
33	18	ALANIS Juan Pablo	ROS	130	23	12	165
33	4	MOLINA Gustavo	OSJ	125	39	1	165
35	17	DA COSTA Fernando	OSJ	148	4	11	163
35	4	SEPULVEDA Marcos	UPC	112	43	8	163
37	15	DA SILVA Fabio	OSJ	134	15	12	161
37	12	MACOR Matias	NQN	110	48	3	161
39	10	GIACHETTA Franco	CIC	112	42	6	160
40	5	LOPEZ Nicolas	CHU	115	39	4	158
41	8	ROJAS Abel	BEL	134	15	4	153
42	4	BLANCO COSTA Martin	FOR	107	35	4	146
43	18	RUSSO Francisco	CHU	103	35	5	143
44	2	FILARDI Javier	BOL	113	10	18	141
45	2	PESCI LIMARINO Hernan	ROS	122	14	4	140
45	9	GONZALEZ Jose Luis	BEL	121	9	10	140
47	12	CASASOLA Juan Pablo	OSJ	94	32	6	132
48	10	MAINVILLE Louis	FOR	96	13	5	114
48	8	SORGUE Ezequiel	ROS	85	23	6	114
50	17	GAITAN BOLAÑOS Sergio	CIC	102	10	1	113
<b>Total tournament</b>				<b>10,583</b>	<b>1,845</b>	<b>712</b>	<b>13,140</b>



## Best Spikers

Limit: 15.00%

Rk	No	Name	Team	Spikes	Faults	Shots	Total Attempts	Succ. %
1	18	JANSEN DE SOUZA MARTINS Wallace	BOL	321	65	152	538	59.67
2	7	ROMULO Batista	UPC	224	71	126	421	53.21
3	14	GARCIA Guillermo	BOL	193	58	137	388	49.74
4	5	GARCIA Miguel	CIC	212	75	159	446	47.53
5	9	CHAVEZ Lucas	ERV	317	117	238	672	47.17
6	2	ELGUETA Jorge	FOR	256	70	219	545	46.97
7	12	MIRANDA Fernando	MZA	235	110	157	502	46.81
8	1	HERNANDEZ Martin	NQN	288	87	250	625	46.08
9	1	BRAGA DA SILVA Marcilio	UPC	293	123	225	641	45.71
10	18	GIANI Gaston	UPC	166	68	132	366	45.36
<b>Total Tournament</b>				10,583	3,533	8,686	22,805	46.41




## Best Blockers

Rk	No	Name	Team	Kill Blocks	Faults	Rebounds	Total Attempts	Avg. by set
1	5	RATKE Andre	UPC	68	123	103	294	0.86
2	11	CAMPOS MACEDO Marcus Osias	MZA	57	102	69	228	0.72
3	7	PORPORATTO Gustavo	BEL	54	95	104	253	0.67
4	7	ALVAREZ Gaston	MZA	48	95	101	244	0.61
5	12	MACOR Matias	NQN	48	83	103	234	0.59
6	10	GIACHETTA Franco	CIC	42	98	89	229	0.59
7	6	SOLE Sebastian	ROS	41	43	62	146	0.58
8	8	SANCHEZ Javier	NQN	47	80	89	216	0.57
9	4	SEPULVEDA Marcos	UPC	43	96	97	236	0.54
10	4	MOLINA Gustavo	OSJ	39	147	111	297	0.53
<b>Total Tournament</b>				1,845	3,674	4,118	9,644	4.39




## Best Servers

Rk	No	Name	Team	Aces	Faults	Serve Hits	Total Attempts	Avg. by set
1	7	ROMULO Batista	UPC	41	59	185	285	0.52
2	1	MILINKOVIC Marcos	FOR	27	55	188	270	0.36
3	18	JANSEN DE SOUZA MARTINS Wallace	BOL	21	46	194	261	0.29
4	5	URIARTE Nicolas	MZA	23	62	217	302	0.29
5	9	CHAVEZ Lucas	ERV	24	69	156	249	0.29
6	2	FILARDI Javier	BOL	18	36	157	211	0.25
7	14	GARCIA Guillermo	BOL	18	57	162	237	0.25
8	18	PONTES Evandro	OSJ	15	43	173	231	0.21
9	18	GIANI Gaston	UPC	16	50	202	268	0.20
10	5	HATRIK Juan Pablo	ERV	16	48	60	124	0.19
<b>Total Tournament</b>				712	2,695	14,246	17,679	1.69



## Best Diggers

Rk	No	Name	Team	Digs	Faults	Receptions	Total Attempts	Avg. by set
1	4	ARAYA Alejandro	MZA	137	118	108	363	1.73
2	18	SANTUCCI Facundo	ERV	133	137	108	378	1.58
3	5	MEANA Pablo	BOL	97	97	99	295	1.35
4	14	MEANA Martin	UPC	91	116	94	301	1.15
5	13	MUJICA Gaston	ROS	77	122	94	293	1.08
6	5	REALE Esteban	BEL	87	90	102	279	1.07
7	4	GARROCQ Sebastian	NQN	88	91	50	229	1.07
8	9	SOTO Camilo	NQN	87	69	62	218	1.06
9	3	PATTI Leonardo	NQN	87	73	58	224	1.06
10	18	LAZARTE Pablo	CIC	70	128	35	233	0.99
<b>Total Tournament</b>				3,337	4,986	4,590	12,937	7.93



## Best Setters



Rk	No	Name	Team	Running Sets	Faults	Still Sets	Total Attempts	Avg. by set
1	8	FERNANDEZ Sebastian	CHU	1,307	13	377	1,714	17.43
2	5	URIARTE Nicolas	MZA	1,272	17	241	1,581	16.10
3	8	GONZALEZ Demian	UPC	1,264	21	338	1,623	16.00
4	9	SOTO Camilo	NQN	1,145	11	405	1,573	13.96
5	10	DEPPIAGGI Sebastian	BEL	1,107	3	485	1,693	13.67
6	7	PEIXOTO ARJONA William	BOL	945	7	448	1,400	13.13
7	7	COSTA Gabriel	ERV	1,017	18	483	1,532	12.11
8	1	SANCHEZ Nicolas	OSJ	855	14	656	1,534	11.71
9	9	BRAJKOVIC Sebastian	FOR	606	7	678	1,291	8.08
10	17	SORRENTINO Federico	ROS	511	6	233	755	7.20
<b>Total Tournament</b>				12,673	279	6,920	20,127	30.10



## Best Receivers

Limit: 20.00%

Rk	No	Name	Team	Excellents	Faults	Serve Receptions	Total Attempts	Eff. %
1	2	ROSSINI Damian	CIC	325	16	96	437	70.71
2	4	GARROCQ Sebastian	NQN	235	15	70	320	68.75
3	3	PATTI Leonardo	NQN	303	21	95	419	67.30
4	4	ARAYA Alejandro	MZA	348	32	93	473	66.81
5	18	SANTUCCI Facundo	ERV	372	20	135	527	66.79
6	14	MEANA Martin	UPC	279	27	73	379	66.49
7	10	BRUNO Nicolas	MZA	338	29	98	465	66.45
8	13	TEXEIRA Frederico	MZA	259	21	80	360	66.11
9	10	PAREDES Santiago	OSJ	330	19	126	475	65.47
10	18	LAZARTE Pablo	CIC	294	24	95	413	65.38
<b>Total Tournament</b>				9,722	858	4,805	15,385	57.61



## Best Liberos

Rk	No	Name	Team	Excellents	Faults	In play	Total attempts	Succ. %
1	4	GARROCQ Sebastian	NQN	323	106	120	549	58.83
2	4	ARAYA Alejandro	MZA	485	150	201	836	58.01
3	18	LAZARTE Pablo	CIC	364	152	130	646	56.35
4	10	PAREDES Santiago	OSJ	385	85	215	685	56.20
5	18	SANTUCCI Facundo	ERV	505	157	243	905	55.80
6	14	MEANA Martin	UPC	370	143	167	680	54.41
7	5	MEANA Pablo	BOL	347	117	200	664	52.26
8	19	FORASTIERO Ignacio	CHU	390	149	250	789	49.43
9	13	MUJICA Gaston	ROS	325	144	210	679	47.86
10	5	REALE Esteban	BEL	326	110	284	720	45.28